



 **DIA.COM CORPORATION**
The Diaphragm Company
Online Guidebook: www.diacom.com

Email: marketing@diacom.com 603.880.1900



Standard Available Sizes

Type F Diaphragms

DiaCom Part #			Cylinder Diameter		Piston Diameter		Height		Gauge (Approximate)		Convolution Width		* Effective Pressure Area		Maximum Half-Stroke	
F	34	39	0.34	9	0.22	6	0.39	10	0.15	0.38	0.60	15	0.06	0.4	0.17	4.3
F	37	31	0.37	9	0.25	6	0.31	8	0.15	0.38	0.60	15	0.08	0.5	0.09	2.3
F	44	44	0.44	11	0.31	8	0.44	11	0.15	0.38	0.65	17	0.11	0.7	0.21	5.3
F	62	50	0.62	16	0.50	13	0.50	13	0.50	0.38	0.60	15	0.25	1.6	0.28	7.3
F	62	65	0.62	16	0.47	12	0.65	17	0.24	0.61	0.75	19	0.23	1.5	0.47	11.9
F	75	38	0.75	19	0.62	16	0.38	10	0.10	0.25	0.65	17	0.37	2.4	0.12	3.0
F	75	62	0.75	19	0.62	16	0.62	16	0.11	0.28	0.65	17	0.37	2.4	0.36	9.3
F	75	62	0.75	19	0.62	16	0.62	16	0.05	0.38	0.65	17	0.52	3.4	0.36	9.3
F	89	58	0.89	23	0.71	18	0.58	15	0.15	0.38	0.90	23	0.50	3.3	0.21	5.3
F	100	44	1.00	25	0.81	21	0.44	11	0.10	0.25	0.95	24	0.64	4.1	0.06	1.5
F	100	62	1.00	25	0.81	21	0.62	16	0.17	0.43	0.95	24	0.64	4.1	0.24	6.3
F	100	100	1.00	25	0.81	21	1.00	25	0.17	0.43	0.95	24	0.64	4.1	0.62	15.7
F	112	44	1.12	28	0.94	24	0.44	11	0.17	0.43	0.90	23	0.83	5.4	0.07	1.8
F	112	69	1.12	28	0.94	24	0.69	18	0.17	0.43	0.90	23	0.83	5.4	0.32	8.1
F	118	53	1.18	30	0.97	25	0.53	13	0.17	0.43	1.05	27	1.30	8.3	0.22	5.6
F	137	112	1.37	35	1.19	30	1.12	28	0.17	0.43	0.90	23	1.29	8.3	0.75	19.1
F	150	62	1.50	38	1.31	33	0.62	16	0.17	0.43	0.95	24	1.55	10.0	0.24	6.1
F	150	75	1.50	38	1.31	33	0.75	19	0.17	0.43	0.95	24	1.55	10.0	0.37	9.4
F	150	94	1.50	38	1.31	33	0.94	24	0.020	0.51	0.95	24	1.55	10.0	0.56	14.2
F	156	141	1.56	40	1.38	35	1.41	36	0.17	0.43	0.60	15	1.63	10.5	1.04	26.4
F	162	44	1.62	41	1.44	37	0.44	11	0.17	0.43	0.90	23	1.84	11.9	0.07	1.8
F	162	46	1.62	41	1.47	37	0.46	12	0.020	0.51	0.75	19	2.26	12.1	0.07	1.8
F	162	69	1.62	41	1.44	37	0.69	18	0.17	0.43	0.90	23	1.84	11.9	0.32	8.1
F	175	106	1.75	44	1.56	40	1.06	27	0.17	0.43	0.95	24	2.15	13.9	0.68	17.3
F	175	175	1.75	44	1.56	40	1.75	44	0.15	0.38	0.95	24	2.15	13.9	1.37	34.8
F	200	75	2.00	51	1.81	46	0.75	19	0.17	0.43	0.95	24	2.85	18.4	0.37	9.4
F	200	100	2.00	51	1.81	46	1.00	25	0.16	0.41	0.95	24	2.85	18.4	0.62	15.7
F	200	162	2.00	51	1.81	46	1.62	41	0.17	0.43	0.95	24	2.85	18.4	1.24	31.5
F	200	200	2.00	51	1.81	46	2.00	51	0.17	0.43	0.95	24	2.85	18.4	1.62	41.1
F	212	131	2.12	54	1.94	49	1.31	33	0.17	0.43	0.90	23	3.23	20.9	0.94	23.9
F	225	62	2.25	57	2.06	52	0.62	16	0.020	0.43	0.95	24	3.65	23.5	0.26	6.6
F	225	94	2.25	57	2.06	52	0.94	24	0.17	0.43	0.95	24	3.65	23.5	0.56	14.2
F	225	137	2.25	57	2.06	52	1.37	35	0.17	0.43	0.95	24	3.65	23.5	0.99	25.1
F	250	142	2.50	64	2.31	59	1.42	36	0.17	0.43	0.95	24	4.54	29.3	1.04	26.4
F	250	150	2.50	64	2.31	59	1.50	38	0.17	0.43	0.95	24	4.54	29.3	1.12	28.4
F	250	153	2.50	64	2.00	51	1.53	39	0.018	0.46	2.50	64	3.97	25.6	1.10	27.9
F	275	112	2.75	70	2.44	62	1.12	28	0.024	0.61	1.55	3.9	6.62	34.1	0.57	14.5
F	300	119	3.00	76	2.69	68	1.19	30	0.024	0.61	1.55	3.9	6.35	41.0	0.64	16.3
F	300	300	3.00	76	2.69	68	3.00	76	0.024	0.61	1.55	3.9	6.35	41.0	2.42	61.5
F	319	100	3.19	81	2.88	73	1.00	25	0.024	0.61	1.55	3.9	8.78	46.7	0.45	11.4
F	325	131	3.25	83	2.94	75	1.31	33	0.024	0.61	1.55	3.9	7.52	48.5	0.76	19.3
F	328	148	3.28	83	2.75	70	1.48	38	0.017	0.43	2.65	6.7	7.14	46.0	0.76	19.3
F	350	212	3.50	89	3.18	81	2.12	54	0.030	0.76	1.60	4.1	87.6	56.5	1.72	43.7
F	375	132	3.75	95	3.44	87	1.32	34	0.022	0.56	1.55	3.9	10.15	65.5	0.77	19.6
F	375	225	3.75	95	3.44	87	2.25	57	0.024	0.61	1.55	3.9	10.15	65.5	1.70	43.2
F	400	400	4.00	102	3.69	94	4.00	102	0.024	0.61	1.55	3.9	11.61	74.9	3.45	87.6
F	402	154	4.02	102	3.70	94	1.54	39	0.032	0.81	1.60	4.1	11.70	75.5	0.88	22.4
F	450	275	4.50	114	4.00	102	2.75	70	0.035	0.89	2.50	6.4	14.18	91.5	1.97	50.0
F	460	450	4.60	117	4.00	102	4.50	114	0.040	1.02	3.00	7.6	14.51	93.6	3.60	91.4
F	475	82	4.75	121	4.37	111	0.82	21	0.035	0.89	1.90	4.8	16.32	105.3	0.10	2.5
F	475	187	4.75	121	4.27	108	1.87	47	0.035	0.89	2.40	6.1	15.97	103.0	1.09	27.7
F	500	300	5.00	127	4.50	114	3.00	76	0.035	0.89	2.50	6.4	17.71	114.3	2.22	56.4
F	531	256	5.31	135	4.13	105	2.56	65	0.039	0.99	5.90	15.0	17.49	112.8	1.35	34.3
F	550	175	5.50	140	5.00	127	1.75	44	0.035	0.89	2.50	6.3	21.64	139.6	0.97	24.6
F	550	337	5.50	140	5.00	127	3.37	86	0.035	0.89	2.50	6.3	21.64	139.6	2.59	65.8
F	600	513	6.00	152	5.50	140	5.13	130	0.040	1.02	2.50	6.3	25.96	167.4	4.35	110.5
F	675	232	6.75	171	6.25	159	2.32	59	0.035	0.89	2.50	6.3	33.17	214.0	1.54	39.1
F	700	414	7.00	178	6.50	165	0.89	414	0.040	1.02	2.50	6.4	35.77	90.89	3.01	76.5
F	750	150	7.50	191	7.00	178	1.50	38	0.035	0.89	2.50	6.4	41.26	266.2	0.72	18.3
F	800	400	8.00	203	7.50	191	4.00	102	0.35	0.89	2.50	6.3	47.15	304.2	3.22	81.8
F	1000	200	10.0	254	9.25	235	2.00	51	0.050	1.27	3.75	9.5	72.72	469.2	1.02	25.9
F	1000	225	10.0	254	9.50	241	2.25	57	0.035	0.89	2.50	6.4	74.62	481.4	1.47	37.3
F	1000	412	10.0	254	9.50	241	4.12	105	0.040	1.02	2.50	6.4	82.47	532.1	3.34	84.8
F	1188	538	11.88	302	11.38	289	5.38	137	0.040	1.02	2.50	6.3	106.18	685	4.60	116.8

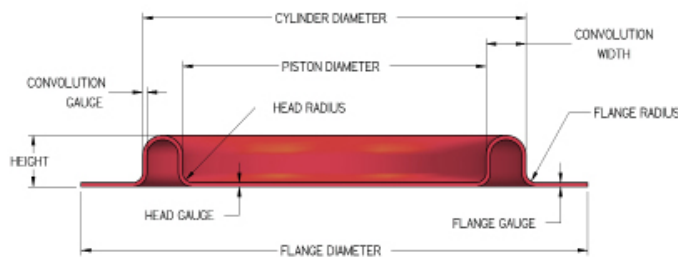
Millimeters in Red/ *Metric Effective Pressure Area shown in Square Centimeters

(Standard part design dimensions are for reference only. There may be differences between note and actual part dimensions. Please contact DiaCom before designing hardware intended for standard parts.)

Standard Available Sizes

Type FC Diaphragms

DiaCom Part #			Cylinder Diameter		Piston Diameter		Height		Gauge (Approximate)		Convolution Width		*Effective Pressure Area		Maximum Half-Stroke	
FC	38	12	0.38	10	.25	6	0.12	3	.013	0.33	.065	1.7	0.08	0.9	0.11	2.8
FC	50	10	0.50	13	0.31	8	0.10	3	.020	0.51	.095	2.4	0.13	0.8	0.01	0.3
FC	50	10	0.50	13	0.38	10	0.10	3	.015	0.38	.060	1.5	0.15	1.0	0.05	1.3
FC	51	08	0.50	13	0.31	8	0.08	2	.015	0.38	.095	2.4	0.13	0.8	0.01	0.3
FC	56	06	0.56	14	0.50	13	0.06	2	.016	0.41	.030	0.8	0.22	1.4	0.01	0.3
FC	62	07	0.62	16	0.44	11	0.07	2	.015	0.38	.090	2.3	0.22	1.4	0.04	1.0
FC	62	10	0.62	16	0.50	13	0.10	3	.015	0.38	.060	1.5	0.25	1.6	0.07	1.8
FC	71	15	0.71	18	0.53	13	0.16	4	.018	0.46	.090	2.3	0.30	1.9	0.10	2.5
FC	72	04	0.72	18	0.52	13	0.04	1	.015	0.38	.100	2.5	0.30	1.9	0.01	0.3
FC	72	09	0.72	18	0.52	13	0.09	2	.015	0.38	.100	2.5	0.30	1.9	0.06	1.5
FC	75	10	0.75	19	0.62	16	0.10	3	.015	.038	.065	1.7	0.37	2.4	0.07	1.8
FC	75	10	0.75	19	0.63	16	0.10	3	.015	.038	.060	1.5	0.37	2.4	0.07	1.8
FC	87	10	0.87	22	0.75	19	0.10	3	.015	.038	.060	1.5	0.52	3.3	0.07	1.8
FC	88	10	0.88	22	0.66	17	0.10	3	.017	0.43	.110	2.8	0.47	3.0	0.01	0.3
FC	100	15	1.00	25	0.81	21	0.15	4	.017	0.43	.095	2.4	0.64	4.1	0.08	2.0
FC	100	15	1.00	25	0.81	21	0.15	4	.015	0.38	.095	2.4	0.64	4.1	0.08	2.0
FC	102	06	1.02	26	0.80	20	0.06	2	.008	0.20	.110	2.8	0.65	4.2	0.01	0.3
FC	106	06	1.06	27	0.94	24	0.06	2	.012	0.30	.060	1.5	0.79	5.1	0.01	0.3
FC	107	15	1.07	27	0.88	22	0.15	4	.013	0.33	.095	2.4	0.75	4.8	0.08	2.0
FC	116	15	1.16	29	0.98	25	0.15	4	.013	0.33	.090	2.3	0.90	5.8	0.08	2.0
FC	117	12	1.17	30	0.87	22	0.12	3	.020	0.51	.150	3.8	0.82	5.3	0.01	0.3
FC	125	09	1.25	32	1.03	26	0.09	2	.017	0.43	.110	2.8	1.02	6.6	0.01	0.3
FC	125	15	1.25	32	1.06	27	0.15	4	.017	0.43	.095	2.4	1.05	6.8	0.08	2.0
FC	132	10	1.32	34	1.08	27	0.10	3	.020	0.51	.120	3.0	1.13	7.3	0.01	0.3
FC	137	15	1.37	35	1.19	30	0.15	4	.020	0.51	.090	2.3	1.29	8.3	0.08	2.0
FC	138	18	1.38	35	1.06	27	0.18	5	.025	0.64	.160	4.1	1.17	7.5	0.01	0.3
FC	150	05	1.50	38	1.25	32	0.05	1	.010	0.25	.125	3.2	1.48	9.6	0.01	0.3
FC	150	12	1.50	38	.094	24	0.13	3	.022	0.56	.280	7.1	1.17	7.5	0.01	0.3
FC	150	15	1.50	38	1.31	33	0.15	4	.017	0.43	.095	2.4	1.55	10.0	0.08	2.0
FC	155	15	1.55	39	1.30	33	0.15	4	.020	0.51	.125	3.2	1.59	10.3	0.01	0.3
FC	160	09	1.60	41	1.33	34	0.09	2	.013	0.33	.135	3.4	1.68	10.9	0.01	0.3
FC	160	09	1.61	41	1.33	34	0.09	2	.020	0.51	.140	3.6	1.70	10.9	0.01	0.3
FC	162	15	1.62	41	1.44	37	0.15	4	.017	0.43	.090	2.3	1.84	11.9	0.08	2.0
FC	163	09	1.63	41	1.44	37	0.09	2	.015	0.38	.095	2.4	1.85	11.9	0.01	0.3
FC	170	28	1.70	43	1.27	32	0.28	7	.030	0.76	.215	5.5	1.73	11.2	0.10	2.5
FC	173	09	1.73	44	1.50	38	0.09	2	.013	0.33	.115	2.9	2.05	13.2	0.01	0.3
FC	173	09	1.73	44	1.5	38	0.09	2	.020	0.51	.115	2.9	2.05	13.2	0.01	0.3
FC	175	15	1.75	44	1.56	40	0.15	4	.013	.33	.095	2.4	2.15	13.9	0.06	2.0
FC	199	12	1.99	51	1.54	39	0.12	3	.020	0.51	.225	5.7	2.45	15.8	0.01	0.3
FC	200	15	2.00	51	1.81	46	0.15	4	.017	0.43	.095	2.4	2.85	18.4	0.08	2.0
FC	212	12	2.12	54	1.88	48	0.12	3	.018	0.46	.120	3.0	3.14	20.3	0.04	1.0
FC	225	15	2.25	57	2.06	52	0.15	4	.017	0.43	.095	2.4	3.65	23.5	0.08	2.0
FC	250	15	2.50	64	2.31	59	0.15	4	.017	0.43	.095	2.4	4.54	29.3	0.08	2.0
FC	295	12	2.95	75	2.70	69	0.12	3	.017	0.43	.125	3.2	6.26	40.4	0.01	0.3
FC	300	25	3.00	76	2.69	68	0.25	6	.024	0.61	.155	3.9	6.35	41.0	0.15	3.8
FC	308	12	3.08	78	2.70	69	0.12	3	.017	.043	.190	4.8	6.56	42.3	0.01	0.3
FC	325	12	3.25	83	3.00	76	0.12	3	.017	0.43	.125	3.2	7.67	49.5	0.01	0.3
FC	402	27	4.02	102	3.66	93	0.27	7	.035	0.89	.180	4.6	11.58	74.7	0.11	2.8
FC	425	37	4.25	108	3.75	95	0.37	9	.035	0.89	.250	6.4	12.56	81.0	0.24	6.1
FC	600	37	6.00	152	5.50	140	0.37	9	.035	0.89	.250	6.4	25.95	167.4	0.24	6.1
FC	1150	50	11.50	292	11.00	279	0.50	13	.045	1.14	.250	6.4	99.35	641.0	.037	9.4

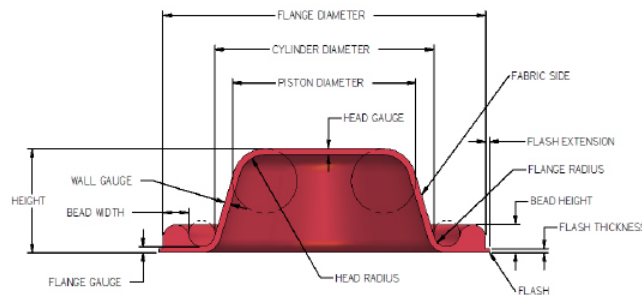


Millimeters in Red/ *Metric Effective Pressure Area shown in Square Centimeters
 (Standard part design dimensions are for reference only. There may be differences between note and actual part dimensions. Please contact DiaCom before designing hardware intended for standard parts.)

Standard Available Sizes

Type D Diaphragms

Diacom Part #			Cylinder Diameter		Piston Diameter		Height		Gauge (Approximate)		Convolution Width		*Effective Pressure Area		Maximum Half-Stroke	
D	50	38	0.50	13	0.37	9	0.38	10	.015	0.38	.065	1.7	0.15	1.0	0.15	3.8
D	62	51	0.62	16	0.47	12	0.51	13	.015	0.38	.075	1.9	0.23	1.5	0.25	6.4
D	62	50	0.62	16	0.50	13	.050	13	.015	0.38	.060	1.5	0.25	1.6	0.28	7.1
D	62	68	0.62	16	0.50	13	0.68	13	.015	0.38	.060	1.5	0.25	1.6	0.41	10.4
D	79	79	0.79	20	0.59	15	0.80	20	.017	0.43	.100	2.5	0.37	2.4	0.66	16.8
D	81	69	0.81	21	0.69	18	0.69	18	.016	0.41	.060	1.5	0.44	2.8	0.47	11.9
D	87	31	0.87	22	0.75	19	0.31	8	.015	0.38	.060	1.5	0.52	3.3	0.09	2.3
D	94	81	0.94	24	0.81	21	0.81	21	.017	0.43	.065	1.7	0.60	3.4	0.58	14.7
D	100	48	1.00	25	0.81	21	0.48	12	.012	0.30	.095	2.4	0.64	4.1	0.10	2.5
D	100	81	1.00	25	0.81	21	0.81	21	.020	0.51	.095	2.4	0.64	4.1	0.43	10.9
D	100	100	1.00	25	0.81	21	1.00	25	.017	.043	.095	2.4	0.64	4.1	0.62	15.7
D	112	94	1.12	28	0.94	24	0.94	24	.017	0.43	.090	2.3	.083	5.4	0.57	14.5
D	118	71	1.18	30	0.98	25	0.71	18	0.21	0.43	.100	2.5	0.92	5.9	0.31	7.6
D	128	74	1.28	33	1.08	27	0.74	19	0.17	0.43	.100	2.5	1.09	7.0	0.34	8.6
D	137	44	1.37	35	1.19	30	0.44	11	0.17	0.43	.090	2.3	1.29	8.3	0.07	1.8
D	137	56	1.37	35	1.19	30	0.56	14	0.17	0.43	.090	2.3	1.29	8.3	0.18	4.6
D	137	137	1.37	35	1.19	30	1.37	35	.017	0.43	.090	2.3	1.29	8.3	1.00	25.4
D	138	110	1.38	35	1.18	30	1.10	28	0.17	0.43	.100	2.5	1.29	8.3	0.97	24.6
D	150	44	1.50	38	1.31	33	0.44	11	0.17	0.43	.095	2.4	1.55	10.0	0.05	1.5
D	150	125	1.50	38	1.31	33	1.25	32	.017	0.43	.095	2.4	1.55	10.0	0.87	22.1
D	160	135	1.60	41	1.40	36	1.35	34	.015	0.38	.100	2.5	1.77	11.4	1.22	31.0
D	162	69	1.62	41	1.25	32	0.69	18	0.14	0.36	.185	4.7	1.62	10.4	0.16	4.1
D	167	66	1.67	42	1.42	36	0.66	17	0.17	0.43	.125	3.2	1.87	12.1	0.22	5.6
D	175	52	1.75	44	1.56	40	0.52	13	0.17	0.43	.095	2.4	2.15	13.9	0.14	3.6
D	175	75	1.75	44	1.56	40	0.75	19	0.17	0.43	.095	2.4	2.15	13.9	0.37	9.4
D	200	81	2.00	51	1.81	46	0.81	21	.020	0.51	.095	2.4	2.85	18.4	0.43	10.9
D	200	125	2.00	51	1.81	46	1.25	32	.017	0.43	.095	2.4	2.85	18.4	0.87	22.1
D	200	200	2.00	51	1.81	46	2.00	51	.017	0.43	.095	2.4	2.85	18.4	1.62	41.1
D	225	81	2.25	57	2.06	52	1.81	46	0.17	0.43	.095	2.4	3.65	23.5	1.42	36.1
D	225	94	2.25	57	2.06	52	0.94	24	0.17	0.43	.095	2.4	3.65	23.5	0.56	14.2
D	225	137	2.25	57	2.06	52	1.37	35	0.17	0.43	.095	2.4	3.65	23.5	0.99	25.1
D	225	211	2.25	57	2.06	52	2.11	54	0.17	0.43	.095	2.4	3.65	23.5	1.73	43.9
D	250	106	2.50	64	2.31	59	1.06	27	0.17	0.43	.095	2.4	4.54	29.3	0.68	17.3
D	250	150	2.50	64	2.31	59	1.50	38	0.17	0.43	.095	2.4	4.54	29.3	1.12	28.4
D	250	212	2.50	64	2.31	59	2.12	54	0.17	0.43	.095	2.4	4.54	29.3	1.74	44.2
D	260	84	2.60	66	2.40	61	0.84	21	0.17	0.43	.100	2.5	4.91	31.7	0.71	18.0
D	300	175	3.00	76	2.69	68	1.75	44	0.24	0.61	.155	3.9	6.35	41.0	1.20	30.5
D	300	300	3.00	76	2.69	68	3.00	76	0.24	0.61	.155	3.9	6.35	41.0	2.45	62.2
D	325	194	3.25	83	2.94	75	1.94	49	0.24	0.61	.155	3.9	7.52	48.5	1.39	35.3
D	375	225	3.75	95	3.44	87	2.25	57	0.24	0.61	.155	3.9	10.15	65.5	1.70	43.2
D	375	375	3.75	95	3.44	87	3.75	95	0.24	0.61	.155	3.9	10.15	65.5	3.20	81.3
D	386	400	3.86	98	3.54	90	4.00	102	.030	0.76	.160	4.1	10.75	69.3	3.80	96.5
D	400	400	4.00	102	3.44	87	4.00	102	.030	0.76	.280	7.1	10.86	70.1	3.23	82.1
D	400	100	4.00	102	3.69	94	1.00	25	0.24	0.61	.155	3.9	11.61	74.9	0.45	11.4
D	550	175	5.50	140	5.00	127	1.75	44	0.35	0.89	.250	6.4	21.64	139.6	.97	24.6
D	800	187	8.00	203	7.50	191	1.87	47	0.35	0.89	.250	6.4	47.15	304.2	1.09	27.7
D	800	450	8.00	203	7.50	191	4.50	114	0.35	0.89	.250	6.4	47.15	304.2	3.72	94.5
D	1200	100	12.00	305	11.50	292	1.00	25	0.45	1.14	.250	6.4	108.38	699.2	0.22	5.6
D	1350	100	13.50	343	13.0	330	1.00	25	0.45	1.14	.250	6.4	137.82	889.1	0.22	5.6
D	1500	100	15.0	381	14.50	368	1.00	25	0.45	1.14	.250	6.4	170.79	1101.8	0.22	5.6
D	1500	100	15.0	381	14.50	368	1.00	25	0.45	1.14	.250	6.4	170.79	1101.8	0.22	5.6

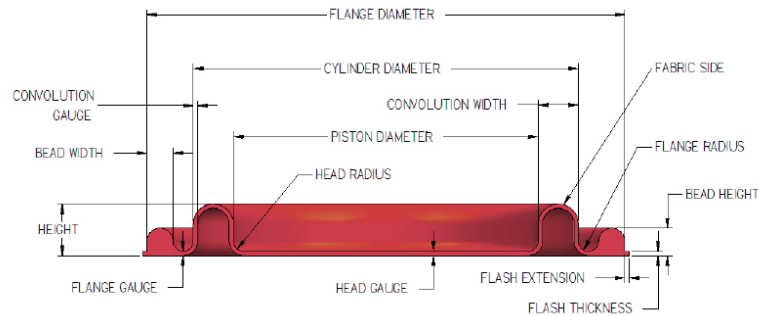


Millimeters in Red/ *Metric Effective Pressure Area shown in Square Centimeters
 (Standard part design dimensions are for reference only. There may be differences between note and actual part dimensions. Please contact DiaCom before designing hardware intended for standard parts.)

Standard Available Sizes

Type DC Diaphragms

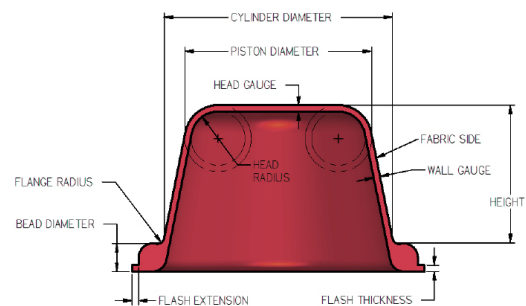
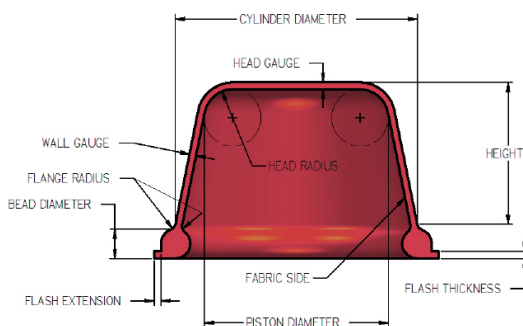
Diacom Part #			Cylinder Diameter		Piston Diameter		Height		Gauge (Approximate)		Convolution Width		*Effective Pressure Area		Maximum Half-Stroke	
DC	37	12	0.37	9	0.27	7	0.12	3	.017	0.43	.050	13	0.08	0.5	0.09	2.3
DC	62	10	0.62	16	0.50	13	0.10	3	.020	0.51	.060	15	0.25	1.6	0.07	1.8
DC	91	15	0.91	23	0.72	18	0.15	4	.020	0.51	.095	24	0.52	3.4	0.10	2.5
DC	125	15	1.25	32	1.05	27	0.15	4	.017	0.43	.100	25	1.04	6.7	0.04	1.0
DC	150	15	1.50	38	1.31	33	0.15	4	.017	0.43	.095	24	1.55	10.0	0.05	1.3
DC	175	15	1.75	44	1.56	40	0.15	4	.017	0.43	.095	24	2.15	13.9	0.05	1.3



Standard Available Sizes

Type O & OA Diaphragms

Diacom Part #			Cylinder Diameter		Piston Diameter		Height		Gauge (Approximate)		Convolution Width		*Effective Pressure Area		Maximum Half-Stroke	
O	37	12	1.37	35	1.19	30	0.87	22	0.17	0.43	.090	23	1.29	8.3	0.52	13.2
O	150	62	1.50	38	1.31	33	0.62	16	.017	0.43	.095	24	1.55	10.0	0.29	7.4
O	150	94	1.50	38	1.31	33	0.94	24	.017	0.43	.095	24	1.55	10.0	0.61	15.5
O	175	144	1.75	44	1.56	40	1.44	37	.017	0.43	.095	24	2.15	13.9	1.13	28.7
O	180	144	1.80	46	1.38	35	1.44	37	.025	0.64	.210	5.3	1.98	12.8	0.80	20.3
O	187	150	1.87	47	1.69	43	1.50	38	.017	0.43	.090	23	2.49	16.0	1.15	29.2
O	200	162	2.00	51	1.81	46	1.62	41	.017	0.43	.095	24	2.85	18.4	1.27	32.3
O	200	200	2.00	51	1.87	47	2.00	51	0.17	0.43	.065	1.7	2.94	19.0	1.64	41.7
O	250	200	2.50	64	2.31	59	2.00	51	.017	0.43	.095	24	4.54	29.3	1.65	41.9
O	275	12	2.75	70	2.44	62	1.12	28	.024	0.61	.155	39	5.29	34.1	0.57	14.5
O	400	238	4.00	102	3.69	94	2.38	60	.035	0.89	.155	39	11.61	74.9	1.83	46.5
O	500	312	5.00	127	4.50	114	3.12	79	.035	0.89	.250	6.4	17.71	114.3	2.28	57.9
O	600	440	6.00	152	5.50	140	4.40	112	.035	0.89	.250	6.4	25.95	167.40	3.56	90.4
OA	75	85	0.75	19	0.55	14	0.85	22	.017	0.43	.100	2.5	0.33	2.1	0.46	11.7
OA	106	145	1.06	27	0.94	24	1.45	37	.017	0.43	.060	1.5	0.79	5.1	1.12	28.4
OA	112	69	1.12	28	0.94	24	0.69	18	.017	0.43	.090	2.3	0.83	5.4	0.33	8.4
OA	137	53	1.37	35	1.19	30	0.53	13	.017	0.43	.090	2.3	1.29	8.3	0.17	4.3
OA	200	58	2.00	51	1.81	46	0.58	15	.017	0.43	.095	2.4	2.85	18.4	0.20	5.1
OA	283	160	2.83	72	2.52	64	1.60	41	.024	0.61	.155	39	5.62	36.2	1.09	27.7
OA	462	350	4.62	117	4.00	102	3.50	89	.035	0.89	.310	7.9	14.58	94.1	2.86	72.6
OA	475	225	4.75	121	4.25	108	2.25	57	.017	0.43	.250	6.4	15.90	102.6	1.22	31.0



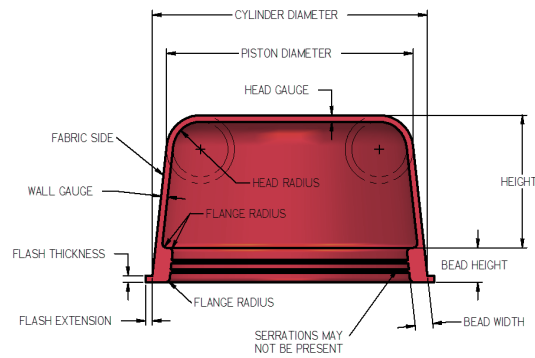
Millimeters in Red/ *Metric Effective Pressure Area shown in Square Centimeters

(Standard part design dimensions are for reference only. There may be differences between note and actual part dimensions. Please contact DiaCom before designing hardware intended for standard parts.)

Standard Available Sizes

Type OB Diaphragms

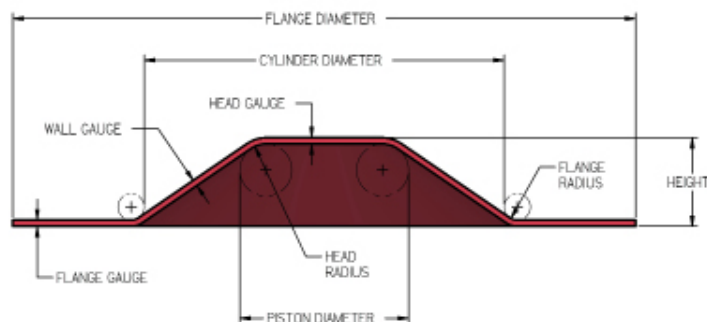
Diacom Part #	Cylinder Diameter		Piston Diameter		Height		Gauge (Approximate)		Convolution Width		*Effective Pressure Area	Maximum Half-Stroke
OB 250 178	2.50	64	2.13	54	1.78	45	.035	0.89	.185	4.7	4.21	1.39
OB 250 225	2.50	64	2.13	54	2.25	57	.035	0.89	.185	4.7	4.21	1.86
OB 250 258	2.50	64	2.13	52	2.58	66	.035	0.89	.220	5.6	4.08	2.14
OB 300 284	3.00	76	2.06	65	2.84	72	.035	0.89	.220	5.6	6.07	2.39
OB 300 284	3.00	76	2.56	67	2.84	72	.035	0.89	.185	4.7	6.22	2.45
OB 306 338	3.06	78	2.63	67	3.38	86	.035	0.89	.215	5.5	6.35	2.95
OB 362 340	3.62	92	2.63	79	3.40	86	.035	0.89	.250	6.4	8.92	2.33
OB 362 351	3.62	92	3.12	79	3.51	89	.035	0.89	.250	6.4	8.92	2.44
OB 363 406	3.62	92	3.12	79	4.06	103	.035	0.89	.250	6.4	8.92	3.09
OB 388 406	3.88	99	3.12	86	4.06	103	.035	0.89	.250	6.4	10.34	3.09
OB 388 413	3.88	99	3.33	85	4.13	105	.035	0.89	.275	7.0	10.20	3.12
OB 416 195	4.16	106	3.66	93	1.95	50	.035	0.89	.250	6.4	12.00	0.95
OB 416 353	4.16	106	3.66	93	3.53	90	.035	0.89	.250	6.4	12.00	2.53
OB 416 481	4.16	106	3.66	93	4.81	122	.035	0.89	.250	6.4	12.00	3.81
OB 475 374	4.75	121	4.25	108	3.74	95	.035	0.89	.250	6.4	15.90	2.61
OB 475 541	4.75	121	4.25	108	5.41	137	.035	0.89	.250	6.4	15.90	4.28



Standard Available Sizes

Type P Diaphragms

Diacom Part #	Cylinder Diameter		Piston Diameter		Height		Gauge (Approximate)		Convolution Width		*Effective Pressure Area	Maximum Half-Stroke
P 106 16	1.06	27	1.0	25	0.16	4	.017	0.4	0.03	0.8	0.83	0.16
P 134 39	1.34	34	.091	23	0.39	10	.017	0.4	0.22	5.5	0.99	0.39
P 144 40	1.44	37	0.69	18	0.40	10	0.10	0.3	0.38	9.5	0.89	0.40
P 206 50	2.06	52	1.06	27	0.50	13	0.60	1.5	0.50	12.7	1.91	0.50
P 250 50	2.50	64	1.50	38	0.50	13	.060	1.5	0.50	12.7	3.14	0.50
P 275 50	2.75	70	1.75	44	0.50	13	0.60	1.5	0.50	12.7	3.97	0.50
P 275 53	2.75	70	1.75	44	0.53	13	.025	0.6	0.50	12.7	3.97	0.53
P 288 37	2.88	73	1.88	48	0.37	9	.030	0.8	0.50	12.7	4.45	0.37
P 300 50	3.00	76	2.00	51	0.50	13	.060	1.5	0.50	12.7	4.91	0.50
P 325 52	3.25	83	1.77	45	0.52	13	.025	0.6	0.74	18.8	4.95	0.52
P 400 60	4.00	102	2.75	70	0.60	15	.025	0.6	0.63	15.9	8.94	0.60
P 797 62	7.97	202	6.22	158	0.62	16	.080	2.0	0.88	22.2	39.52	0.62



Millimeters in Red/ *Metric Effective Pressure Area shown in Square Centimeters
 (Standard part design dimensions are for reference only. There may be differences between note and actual part dimensions. Please contact DiaCom before designing hardware intended for standard parts.)